



Republic of the Philippines
Department of Environment and Natural Resources
Visayas Avenue, Diliman, Quezon City, 1100
Trunkline (632)929-66-26- 9296628 -9294028
Voice-Over-Internet-Protocol (VOIP)Trunkline(632)7553330

MEMORANDUM

TO : **The Assistant Secretary for Climate Change
and Concurrent Director, Biodiversity Management Bureau**

The Directors
Environmental Management Bureau
Mines and Geosciences Bureau
Forest Management Bureau
Land Management Bureau
Ecosystems Research and Development Bureau

The Director
Foreign Assisted and Special Projects Service

FROM : **The Undersecretary**
Policy, Planning and International Affairs

SUBJECT : **STATUS OF THE ENVIRONMENT FUND AS OF 31 AUGUST
2020**

DATE : **SEP 25 2020**

May we respectfully refer the email dated 22 September 2020 from Mr. Jorge Laguna-Celis, Secretary of Governing Bodies-United Nations Environment Programme, forwarding the latest overview of the status of the Environment Fund as of 31 August 2020.

UNEP Secretariat expressed sincere appreciation to the 56 Member States who contributed US\$71.17 million against the approved 2020 budget of US\$100 million. In July, Germany and United States of America took over the top 2 and 3 positions in the list of Funding Partners to the Environment Fund. Eritrea and Myanmar contributed their Fair Share level highlighting the importance of each and every Member State doing their part to secure UNEP's core funding.

The online survey on the funding of UNEP was carried out to seek guidance from Member States on how the Secretariat and Member States can together address some challenges related to funding. A report on the results is currently being prepared and will be presented at the meeting of the Annual Subcommittee of the CPR. Results will also be posted on the UNEP website. For questions or suggestions, please contact the Corporate Services Division: kati.autere@un.org with a copy to joanne.maina@un.org and sari.bjornholm@un.org

For your information and guidance.


ATTY. JONAS R. LEONES

MEMO NO. 2020-466



OUEIEA Secretariat <oueiea.denr@gmail.com>

Status of the Environment Fund as at 31 August 2020

1 message

UNEP Secretariat of Governing Bodies <unep-sgb@un.org>
Reply-To: Governance Affairs Unit <unep-sgb@un.org>
To: oueiea.denr@gmail.com

Tue, Sep 22, 2020 at 4:00 PM

Excellency,

I have the pleasure to share with you the latest overview of the status of the Environment Fund as at 31 August 2020.

The Secretariat would like to express our sincere appreciation to the 56 Member States that have contributed **US\$ 71.17 million** against the approved 2020 budget of US\$ 100 million. In July, we extend our profound thanks to **Germany** and the **United States of America** for taking over the top 2 and 3 positions in the list of Funding Partners to the Environment Fund. We are also extremely grateful to **Eritrea and Myanmar** for contributing at their Fair Share level highlighting the importance of each and every Member State doing their part to secure UNEP's core funding. The Secretariat also thanks **Thailand and Costa Rica** for their continued and consistent support.



An online survey on the funding of UNEP was carried out recently, to seek guidance from Member States on how the Secretariat and Member States together can address some of the challenges related to funding, especially with regard to core funding and our Environment Fund. A sincere thank you to the 79 Member State representatives representing all the UN regions, who invested their time in responding to this survey. A report on the results is currently being prepared and will be presented at the meeting of the Annual Subcommittee of the CPR. Results will also be posted on the UNEP website, and a link will be shared with all Member States in due course.

Should you have any questions or suggestions, please contact the Corporate Services Division: kati.autere@un.org with a copy to joanne.maina@un.org and sari.bjornholm@un.org.

Please accept, Excellency, the assurance of my highest consideration.

Jorge Laguna-Celis
Secretary of Governing Bodies
UN Environment Programme
Tel: +254 20 762 3411.
E-mail: Unep-sgb@un.org, Twitter: twitter.com/jorgelaguna

2 attachments

-  **Environment Fund Table as at 31 August 2020 to MS.PDF**
597K
-  **Environment Fund Overview-to MSs-31Aug20 .pdf**
597K

UN Environment Programme
Environment Fund Report as at 31 August 2020

Region	Member State	2017 Pledges	2017 Paid	Year Paid	2018 Pledges	2018 Paid	Year Paid	Fair Share (VISC) 2019	2019 Pledges	2019 Paid	2019 Unpaid	Year Paid	Fair Share (VISC) 2020	2020 Pledges	2020 Paid	2020 Unpaid
Asia&Pacific	Afghanistan	-	-	-	-	-	-	9,485	-	-	-	-	7,900	-	-	-
E-Europe	Albania	-	-	-	-	-	-	10,840	-	-	-	-	8,900	-	-	-
Africa	Algeria	-	-	-	-	-	-	186,990	-	-	-	-	138,000	-	-	-
WEOG	Andorra	33,422	33,422	2017	35,470	35,470	2018	35,470	33,886	33,886	-	2019	35,470	-	-	-
Africa	Angola	-	-	-	-	-	-	13,550	-	-	-	-	10,000	-	-	-
GRULAC	Antigua and Barbuda	-	-	-	-	-	-	2,710	-	-	-	-	2,900	-	-	-
GRULAC	Argentina	25,000	25,000	2017	-	-	-	1,239,829	-	-	-	-	915,000	-	-	-
E-Europe	Armenia	-	-	-	-	-	-	9,485	-	-	-	-	7,900	-	-	-
WEOG	Australia*	376,500	376,500	2017	386,473	386,473	2018	2,994,550	347,078	347,078	-	2019	2,210,000	308,628	308,628	-
WEOG	Austria*	421,393	421,393	2017	493,544	493,544	2018	917,335	340,029	340,029	-	2019	677,000	327,000	327,000	-
E-Europe	Azerbaijan	54,000	-	-	54,000	-	-	66,395	10,000	10,000	-	2019	54,000	-	-	-
GRULAC	Bahamas	-	-	-	18,970	18,970	2019	24,390	24,390	24,390	-	2019	24,390	-	-	-
Asia&Pacific	Bahrain	-	-	-	-	-	-	67,750	-	-	-	-	50,000	-	-	-
Asia&Pacific	Bangladesh	900	900	2017	2,900	2,900	2018	13,550	2,000	2,000	-	2019	10,500	2,000	-	2,000
GRULAC	Barbados	9,450	9,450	2017	10,800	10,800	2018	10,800	10,800	10,800	-	2019	10,800	10,800	10,800	-
E-Europe	Belarus	21,000	21,000	2017	21,000	21,000	2018	66,395	21,000	21,000	-	2019	49,500	21,000	21,000	-
WEOG	Belgium*	4,687,600	4,687,600	2017	4,641,200	4,641,200	2018	4,641,200	4,514,000	4,514,000	-	2019	4,687,500	4,524,000	4,524,000	-
GRULAC	Belize	-	-	-	-	-	-	1,355	-	-	-	-	1,000	-	-	-
Africa	Benin	2,846	2,846	2019	4,065	4,065	2019	4,065	4,065	4,065	-	2019	3,900	-	-	-
Asia&Pacific	Bhutan	-	-	-	1,450	1,450	2019	1,355	-	-	-	-	1,450	1,450	1,450	-
GRULAC	Bolivia (Plurinational State of)	-	-	-	-	-	-	21,680	-	-	-	-	16,800	-	-	-
E-Europe	Bosnia and Herzegovina	-	-	-	-	-	-	16,260	-	-	-	-	12,500	-	-	-
Africa	Botswana	20,000	20,000	2017	-	-	-	18,970	-	-	-	-	20,000	-	-	-
GRULAC	Brazil	-	-	-	-	-	-	3,994,540	-	-	-	-	2,948,500	-	-	-
Asia&Pacific	Brunei Darussalam	-	-	-	-	-	-	33,875	-	-	-	-	25,000	25,000	-	25,000
E-Europe	Bulgaria	5,000	5,000	2017	-	-	-	62,330	5,000	5,000	-	2019	46,800	5,000	5,000	-
Africa	Burkina Faso	-	-	-	-	-	-	4,065	-	-	-	-	3,900	-	-	-
Africa	Burundi	-	-	-	-	-	-	1,355	-	-	-	-	1,000	-	-	-
Africa	Cabo Verde	-	-	-	-	-	-	1,355	-	-	-	-	1,000	-	-	-
Asia&Pacific	Cambodia	5,400	5,400	2017	5,420	5,420	2020	6,130	-	-	-	-	6,000	-	-	-
Africa	Cameroon	-	-	-	-	-	-	17,615	-	-	-	-	13,800	-	-	-
WEOG	Canada*	2,313,260	2,313,260	2017	2,407,767	2,407,767	2018	3,704,570	2,309,985	2,309,985	-	2019	2,734,500	2,226,143	2,226,143	-
Africa	Central African Republic	-	-	-	-	-	-	1,355	-	-	-	-	1,000	-	-	-
Africa	Chad	-	-	-	-	-	-	5,420	-	-	-	-	4,900	-	-	-
GRULAC	Chile	20,000	20,000	2017	20,000	20,000	2018	551,485	20,000	20,000	-	2019	407,000	20,000	-	20,000
Asia&Pacific	China	500,000	500,000	2017	1,500,000	1,500,000	2018	16,266,775	1,500,000	1,500,000	-	2019	12,905,000	-	-	-
GRULAC	Colombia	-	-	-	-	-	-	390,240	-	-	-	-	288,500	-	-	-
Africa	Comoros	-	-	-	-	-	-	1,355	-	-	-	-	1,000	-	-	-
Africa	Congo	-	-	-	-	-	-	9,130	-	-	-	-	6,200	-	-	-
GRULAC	Costa Rica	13,739	13,739	2017	14,182	14,182	2018	84,910	13,383	13,383	-	2019	62,000	14,848	14,848	-
Africa	Côte d'Ivoire	-	-	-	-	-	-	17,615	-	-	-	-	13,800	-	-	-
E-Europe	Croatia	33,000	33,000	2017	33,000	33,000	2018	194,335	33,000	33,000	-	2019	77,500	-	-	-
GRULAC	Cuba	-	-	-	-	-	-	198,400	-	-	-	-	80,000	-	-	-
Asia&Pacific	Cyprus	44,000	44,000	2017	44,000	44,000	2018	48,780	44,000	44,000	-	2019	44,000	44,000	44,000	-
E-Europe	Czech Republic	573,100	573,100	2017	573,100	573,100	2018	573,100	-	-	-	-	573,100	-	-	-
Asia&Pacific	Democratic People's Republic of Korea	-	-	-	-	-	-	8,130	-	-	-	-	6,000	-	-	-
Africa	Democratic Republic of the Congo	-	-	-	-	-	-	13,550	-	-	-	-	10,000	-	-	-
WEOG	Denmark*	1,430,145	1,430,145	2017	-	-	-	750,670	4,454,012	4,454,012	-	2019	4,480,956	4,423,604	4,423,604	-
Africa	Djibouti	-	-	-	-	-	-	1,355	-	-	-	-	1,000	-	-	-
GRULAC	Dominica	-	-	-	-	-	-	1,355	-	-	-	-	1,000	-	-	-
GRULAC	Dominican Republic	-	-	-	-	-	-	71,815	-	-	-	-	53,000	-	-	-
GRULAC	Ecuador	5,000	-	2018	5,000	-	2018	198,400	-	-	-	-	80,000	-	-	-
Africa	Egypt	25,000	25,000	2017	-	-	-	252,030	-	-	-	-	186,000	-	-	-
GRULAC	El Salvador	18,900	-	2018	18,970	-	2018	-	18,970	-	18,970	-	18,970	-	-	-
Africa	Equatorial Guinea	-	-	-	13,550	-	2019	21,680	-	-	-	-	15,000	-	-	-
Africa	Eritrea	-	-	-	-	-	-	1,355	1,355	-	1,355	-	1,000	1,000	1,000	-
E-Europe	Estonia*	5,969	5,969	2017	5,719	5,719	2018	62,845	21,752	21,752	-	2019/20	39,000	5,459	-	5,459
Africa	Eswatini	-	-	-	-	-	-	2,710	-	-	-	-	2,000	-	-	-
Africa	Ethiopia	-	-	-	-	-	-	13,550	-	-	-	-	10,000	-	-	-

UN Environment Programme
Environment Fund Report as at 31 August 2020

Region	Member State	2017 Pledges	2017 Paid	Year Paid	2018 Pledges	2018 Paid	Year Paid	Fair Share (VISC) 2019	2019 Pledges	2019 Paid	2019 Unpaid	Year Paid	Fair Share (VISC) 2020	2020 Pledges	2020 Paid	2020 Unpaid
Asia&Pacific	Fiji	-	-	-	4,481	4,481	2016	4,481	-	-	-	-	4,481	4,481	4,481	-
WEOG	Finland*	1,159,700	1,159,700	2017	1,734,900	1,734,900	2018	1,734,900	1,640,517	1,640,517	-	2019	1,734,900	2,697,468	2,697,468	-
WEOG	France	7,550,550	7,550,550	2017	7,550,550	7,550,550	2018	7,550,550	7,550,550	7,550,550	-	2019	7,550,550	7,550,550	7,550,550	-
Africa	Gabon	-	-	-	-	-	-	20,325	-	-	-	-	15,000	-	-	-
Africa	Gambia	-	-	-	-	-	-	1,355	-	-	-	-	1,000	-	-	-
E-Europe	Georgia	10,800	10,800	2017	10,840	10,840	2018	10,840	10,840	10,840	-	2019	10,840	10,840	10,840	-
WEOG	Germany*	8,314,941	8,314,941	2017	8,857,042	8,857,042	2018	8,857,042	8,311,700	8,311,700	-	2019	8,857,042	8,283,160	8,283,160	-
Africa	Ghana	-	-	-	-	-	-	20,325	-	-	-	-	15,000	-	-	-
WEOG	Greece	-	-	-	-	-	-	495,930	-	-	-	-	366,000	-	-	-
GRULAC	Grenada	-	-	-	-	-	-	1,355	-	-	-	-	1,000	-	-	-
GRULAC	Guatemala	-	-	-	-	-	-	48,780	-	-	-	-	36,000	-	-	-
Africa	Guinea	-	-	-	-	-	-	4,065	-	-	-	-	3,000	-	-	-
Africa	Guinea-Bissau	-	-	-	-	-	-	1,355	-	-	-	-	1,000	-	-	-
GRULAC	Guyana	-	-	-	993	993	-	2,710	-	-	-	-	2,000	-	-	-
GRULAC	Haiti	-	-	-	-	-	-	4,065	-	-	-	-	3,000	-	-	-
GRULAC	Honduras	-	-	-	10,840	5,030	2019	12,195	-	-	-	-	10,840	-	-	-
E-Europe	Hungary*	10,000	10,000	2017	10,000	10,000	2018	279,130	11,092	11,092	-	2019	206,000	-	-	-
WEOG	Iceland	38,960	38,960	2018	31,165	31,165	2018	37,940	37,940	37,940	-	2019	38,960	38,960	38,960	-
Asia&Pacific	India	100,000	100,000	2017	100,000	100,000	2018/2020	1,130,070	100,000	-	100,000	-	834,000	100,000	-	100,000
Asia&Pacific	Indonesia	75,000	75,000	2018	75,000	75,000	2018	735,765	75,000	75,000	-	2019	543,000	-	-	-
Asia&Pacific	Iran (Islamic Republic of)	58,791	58,791	2017	-	-	-	539,290	-	-	-	-	398,000	-	-	-
Asia&Pacific	Iraq	-	-	-	-	-	-	174,795	-	-	-	-	129,000	-	-	-
WEOG	Ireland	564,300	564,300	2017	600,000	600,000	2018	600,000	600,000	600,000	-	2019	600,000	550,000	550,000	-
WEOG	Israel	280,500	280,500	2017	282,500	282,500	2018	663,950	282,500	282,500	-	2020	490,000	-	-	-
WEOG	Italy*	2,945,750	2,945,750	2017	-	-	-	4,480,985	-	-	-	-	3,307,000	2,766,000	2,766,000	-
GRULAC	Jamaica	-	-	-	-	-	-	10,840	-	-	-	-	8,000	-	-	-
Asia&Pacific	Japan	2,474,771	2,474,771	2017	2,362,804	2,362,804	2018	11,694,220	1,944,896	1,944,896	-	2019	8,564,000	1,731,880	221,781	1,510,099
Asia&Pacific	Jordan	27,200	27,200	2017	27,100	27,100	2018	28,455	27,100	27,100	-	2019	27,200	-	-	-
Asia&Pacific	Kazakhstan	100,000	100,000	2017	100,000	100,000	2018	341,190	100,000	100,000	-	2019	178,000	100,000	100,000	-
Africa	Kenya	30,000	30,000	2019	30,000	30,000	2019	32,520	-	-	-	-	30,000	-	-	-
Asia&Pacific	Kiribati	-	-	-	-	-	-	1,355	-	-	-	-	1,000	-	-	-
Asia&Pacific	Kuwait	200,000	200,000	2018	200,000	-	-	341,460	200,000	200,000	-	2019	252,000	200,000	200,000	-
Asia&Pacific	Kyrgyzstan	2,700	2,700	2017	2,710	2,710	2018	2,710	2,710	2,710	-	2019	2,710	-	-	-
Asia&Pacific	Lao People's Democratic Republic	-	-	-	-	-	-	6,775	-	-	-	-	5,000	-	-	-
E-Europe	Latvia	67,500	67,500	2017	67,500	67,500	2018	67,500	67,750	67,750	-	2019	67,500	67,500	67,500	-
Asia&Pacific	Lebanon	-	-	-	-	-	-	63,685	-	-	-	-	47,000	-	-	-
Africa	Lesotho	-	-	-	1,355	1,355	-	1,355	-	-	-	-	1,355	-	-	-
Africa	Liberia	-	-	-	-	-	-	1,355	-	-	-	-	1,000	-	-	-
Africa	Libya	-	-	-	-	-	-	40,650	-	-	-	-	30,000	-	-	-
WEOG	Liechtenstein	9,450	9,450	2017	9,485	9,485	2018	12,195	12,195	12,195	-	2019	12,195	12,195	12,195	-
E-Europe	Lithuania	50,000	50,000	2017	50,000	50,000	2018	96,205	50,000	50,000	-	2019	71,000	-	-	-
WEOG	Luxembourg*	278,575	278,575	2017	284,091	284,091	2018	284,091	276,549	276,549	-	2019	284,091	294,464	-	294,464
Africa	Madagascar	4,050	4,050	2020	4,065	4,065	2020	5,420	-	-	-	-	4,065	-	-	-
Africa	Malawi	-	-	-	-	-	-	2,710	2,710	2,710	-	2019	2,710	-	-	-
Asia&Pacific	Malaysia	40,000	40,000	2017	40,000	40,000	2018	462,055	40,000	-	40,000	-	341,000	-	-	-
Asia&Pacific	Maldives	2,700	2,700	2017	-	-	-	5,420	-	-	-	-	4,000	-	-	-
Africa	Mali	-	-	-	-	-	-	5,420	-	-	-	-	4,000	-	-	-
WEOG	Malta	21,600	21,600	2017	-	-	-	23,035	-	-	-	-	21,600	-	-	-
Asia&Pacific	Marshall Islands	-	-	-	-	-	-	1,355	-	-	-	-	1,000	-	-	-
Africa	Mauritania	-	-	-	-	-	-	2,710	-	-	-	-	2,000	-	-	-
Africa	Mauritius	16,260	16,260	2018	16,260	16,260	2018	16,260	16,260	16,260	-	2019	16,260	16,260	16,260	-
GRULAC	Mexico	500,000	500,000	2017	500,000	500,000	2018	1,750,660	500,000	500,000	-	2019	1,292,000	500,000	500,000	-
Asia&Pacific	Micronesia (Federated States of)	-	-	-	1,355	760	2019	1,355	1,355	-	1,355	-	1,355	-	-	-
WEOG	Monaco*	23,458	23,458	2017	24,606	24,606	2018	24,606	22,510	22,510	-	2019	24,606	22,796	22,796	-
Asia&Pacific	Mongolia	1,000	1,000	2019	1,000	1,000	2019	6,775	2,000	2,000	-	2019	5,000	1,000	-	1,000
E-Europe	Montenegro	5,400	5,400	2019	5,420	5,420	2019	5,420	5,420	5,420	-	2019	5,400	5,400	-	5,400
Africa	Morocco	40,000	40,000	2018	25,000	25,000	2020	74,525	25,000	25,000	-	2020	85,000	25,000	-	25,000
Africa	Mozambique	-	-	-	-	-	-	5,420	-	-	-	-	4,000	-	-	-
Asia&Pacific	Myanmar	13,171	13,171	2017	-	-	-	13,550	10,824	10,824	-	2019	13,171	13,171	13,171	-

UN Environment Programme
Environment Fund Report as at 31 August 2020

Region	Member State	2017 Pledges	2017 Paid	Year Paid	2018 Pledges	2018 Paid	Year Paid	Fair Share (VISC) 2019	2019 Pledges	2019 Paid	2019 Unpaid	Year Paid	Fair Share (VISC) 2020	2020 Pledges	2020 Paid	2020 Unpaid
Africa	Namibia	13,500	13,500	2017	13,550	-	2017	12,195	12,195	-	12,195	-	12,550	-	-	-
Asia&Pacific	Nauru	-	-	-	-	-	-	1,355	-	-	-	-	1,000	-	-	-
Asia&Pacific	Nepal	-	-	-	-	-	-	9,485	-	-	-	-	7,000	-	-	-
WEOG	Netherlands*	6,437,400	6,437,400	2017	9,025,700	9,025,700	2018/19	9,090,909	8,826,400	8,826,400	-	2019	9,090,909	8,820,287	-	8,820,287
WEOG	New Zealand	361,800	361,800	2017	361,800	361,800	2019	394,305	361,800	361,800	-	2019	361,800	-	-	-
GRULAC	Nicaragua	-	-	-	5,400	-	-	6,775	-	-	-	-	5,400	-	-	-
Africa	Niger	-	-	-	-	-	-	2,710	-	-	-	-	2,000	-	-	-
Africa	Nigeria	-	-	-	-	-	-	338,750	-	-	-	-	250,000	-	-	-
E-Europe	North Macedonia	-	-	-	-	-	-	9,485	-	-	-	-	7,000	-	-	-
WEOG	Norway	3,000,000	3,000,000	2017	3,000,000	3,000,000	2018	3,000,000	3,000,000	3,000,000	-	2019	3,000,000	3,000,000	3,000,000	-
Asia&Pacific	Oman	-	-	-	-	-	-	155,825	-	-	-	-	115,000	-	-	-
Asia&Pacific	Pakistan	11,000	11,000	2017	10,961	10,961	2018	155,825	10,968	10,968	-	2020	115,000	-	-	-
Asia&Pacific	Palau	-	-	-	-	-	-	1,355	-	-	-	-	1,000	-	-	-
GRULAC	Panama	45,900	45,900	2017	-	-	-	60,975	-	-	-	-	45,900	-	-	-
Asia&Pacific	Papua New Guinea	-	-	-	-	-	-	13,550	-	-	-	-	10,000	-	-	-
GRULAC	Paraguay	18,900	18,900	2017	18,970	18,970	2018	21,680	18,970	17,907	1,063	2019	18,970	-	-	-
GRULAC	Peru	16,024	16,024	2017	-	-	-	205,960	11,770	11,770	-	2019	152,000	11,743	11,743	-
Asia&Pacific	Philippines	22,720	22,720	2018	22,720	22,720	2019	277,775	22,750	22,750	-	2019	205,000	25,000	-	25,000
E-Europe	Poland	150,000	150,000	2017	150,000	150,000	2018	1,086,710	150,000	150,000	-	2020	802,000	-	-	-
WEOG	Portugal	50,000	-	-	50,000	50,000	2019	474,250	50,000	50,000	-	2019	350,000	-	-	-
Asia&Pacific	Qatar	-	-	-	150,363	150,363	2018	382,110	382,110	382,110	-	2019	282,000	-	-	-
Asia&Pacific	Republic of Korea*	575,931	575,931	2017	557,448	557,448	2018	3,071,785	532,360	532,360	-	2019	2,267,000	430,237	-	430,237
E-Europe	Republic of Moldova	5,420	-	-	5,420	-	-	5,420	-	-	-	-	5,420	-	-	-
E-Europe	Romania	255,000	255,000	2017	305,100	305,100	2018	305,100	305,100	305,100	-	2019	305,100	-	-	-
E-Europe	Russian Federation	900,000	900,000	2017	900,000	900,000	2018	3,258,775	900,000	900,000	-	2019	2,405,000	900,000	900,000	-
Africa	Rwanda	-	-	-	-	-	-	4,065	-	-	-	-	3,000	-	-	-
GRULAC	Saint Kitts and Nevis	-	-	-	1,355	1,355	-	1,355	-	-	-	-	1,355	-	-	-
GRULAC	Saint Lucia	-	-	-	1,355	1,355	2018	1,355	1,355	1,355	-	2019	1,355	1,355	-	1,355
GRULAC	Saint Vincent and the Grenadines	1,350	1,350	2018	1,355	1,355	2018	1,355	1,355	-	1,355	-	1,355	-	-	-
Asia&Pacific	Samoa	1,350	1,350	2020	1,355	1,355	2020	1,355	1,355	1,355	-	2020	1,000	-	-	-
WEOG	San Marino	-	-	-	-	-	-	2,710	-	-	-	-	2,000	-	-	-
Africa	Sao Tome and Principe	-	-	-	-	-	-	1,355	-	-	-	-	1,000	-	-	-
Asia&Pacific	Saudi Arabia	133,000	133,000	2017	266,000	266,000	2018	1,588,060	-	-	-	-	1,172,000	-	-	-
Africa	Senegal	-	-	-	-	-	-	9,485	-	-	-	-	7,000	-	-	-
E-Europe	Serbia	35,000	35,000	2018	35,000	35,000	2018/19	37,940	35,000	35,000	-	2019	35,000	35,000	-	35,000
Africa	Seychelles	1,350	1,350	2020	-	-	-	2,710	-	-	-	-	2,000	-	-	-
Africa	Sierra Leone	1,350	1,350	2017	-	-	-	1,355	-	-	-	-	1,350	-	-	-
Asia&Pacific	Singapore	50,000	50,000	2017	50,000	50,000	2018	657,175	50,000	50,000	-	2019	485,000	50,000	50,000	-
E-Europe	Slovakia	55,000	55,000	2018	55,000	55,000	2018	207,315	110,400	110,400	-	2019	153,000	115,850	115,850	-
E-Europe	Slovenia	135,000	135,000	2017	135,000	135,000	2018	135,000	135,000	135,000	-	2019	135,000	135,000	-	135,000
Asia&Pacific	Solomon Islands	-	-	-	-	-	-	1,355	-	-	-	-	1,000	-	-	-
Africa	Somalia	-	-	-	-	-	-	1,355	-	-	-	-	1,000	-	-	-
Africa	South Africa	10,000	10,000	2017	10,000	10,000	2018	368,560	10,000	10,000	-	2019	272,000	10,000	10,000	-
Africa	South Sudan	-	-	-	-	-	-	8,130	-	-	-	-	5,000	-	-	-
WEOG	Spain*	-	-	-	-	-	-	2,907,830	-	-	-	-	2,146,000	-	-	-
Asia&Pacific	Sri Lanka	41,850	41,850	2018	41,850	41,850	2018	69,620	41,850	41,850	-	2019	44,000	41,850	-	41,850
Africa	Sudan	-	-	-	-	-	-	13,550	-	-	-	-	10,000	-	-	-
GRULAC	Suriname	-	-	-	-	-	-	5,775	-	-	-	-	5,000	-	-	-
WEOG	Sweden*	4,892,999	4,892,999	2017	5,053,036	5,053,036	2018	5,053,036	5,053,036	5,053,036	-	2019	5,053,036	4,409,570	4,409,570	-
WEOG	Switzerland	4,000,100	4,000,100	2017	3,840,100	3,840,100	2018	3,840,100	4,016,150	4,016,150	-	2019	4,016,150	4,020,000	4,020,000	-
Asia&Pacific	Syrian Arab Republic	-	-	-	-	-	-	14,905	-	-	-	-	11,000	-	-	-
Asia&Pacific	Tajikistan	-	-	-	-	-	-	5,420	-	-	-	-	4,000	-	-	-
Asia&Pacific	Thailand	24,328	24,328	2017	24,744	24,744	2018	415,985	23,629	23,629	-	2019	307,000	23,885	-	23,885
Asia&Pacific	Timor-Leste	4,050	4,050	2017	4,065	4,065	2018	4,065	4,065	4,065	-	2019	4,065	-	-	-
Africa	Togo	-	-	-	-	-	-	2,710	-	-	-	-	2,000	-	-	-
Asia&Pacific	Tonga	-	-	-	-	-	-	1,355	-	-	-	-	1,000	-	-	-
GRULAC	Trinidad and Tobago	-	-	-	-	-	-	54,200	5,000	-	5,000	-	40,000	-	-	-
Africa	Tunisia	-	-	-	-	-	-	33,875	-	-	-	-	25,000	-	-	-
WEOG	Turkey	-	-	-	-	-	-	1,857,705	-	-	-	-	1,371,000	-	-	-
Asia&Pacific	Turkmenistan	-	-	-	-	-	-	44,715	-	-	-	-	33,000	-	-	-

UN Environment Programme
Environment Fund Report as at 31 August 2020

Region	Member State	2017 Pledges	2017 Paid	Year Paid	2018 Pledges	2018 Paid	Year Paid	Fair Share (VISC) 2019	2019 Pledges	2019 Paid	2019 Unpaid	Year Paid	Fair Share (VISC) 2020	2020 Pledges	2020 Paid	2020 Unpaid
Asia&Pacific	Tuvalu	-	-		-	-		1,355	-	-	-		1,000	-	-	-
Africa	Uganda	-	-		-	-		10,840	-	-	-		8,000	-	-	-
E-Europe	Ukraine	-	-		-	-		77,235	-	-	-		57,000	-	-	-
Asia&Pacific	United Arab Emirates	40,000	40,000	2017	40,000	40,000	2018	834,880	40,000	40,000	-	2019	818,000	-	-	-
WEOG	United Kingdom of Great Britain and Northern Ireland*	4,283,070	4,283,070	2017	4,329,600	4,329,600	2018	6,188,285	4,087,710	4,087,710	-	2019	4,567,000	4,092,000	4,092,000	-
Africa	United Republic of Tanzania	-	-		-	-		13,550	-	-	-		10,000	-	-	-
WEOG	United States of America	6,063,730	6,063,618	2017	6,063,730	6,063,460	2018	-	6,063,730	6,063,543	187	2020	-	8,100,000	-	8,100,000
GRULAC	Uruguay	106,650	106,650	2017	106,650	106,650	2018	117,885	76,450	76,450	-	2019	106,650	-	-	-
Asia&Pacific	Uzbekistan	-	-		-	-		43,260	-	-	-		32,000	-	-	-
Asia&Pacific	Vanuatu	6,622	6,622	2017	-	-		1,355	-	-	-		6,622	-	-	-
GRULAC	Venezuela (Bolivarian Republic of)	-	-		-	-		986,440	-	-	-		728,000	-	-	-
Asia&Pacific	Viet Nam	7,500	7,500	2017	7,500	7,500	2018	104,335	7,500	7,500	-	2019	77,000	-	-	-
Asia&Pacific	Yemen	-	-		-	-		13,550	-	-	-		10,000	-	-	-
Africa	Zambia	-	-		-	-		12,195	-	-	-		9,000	-	-	-
Africa	Zimbabwe	6,000	-		6,000	-		6,775	-	-	-		6,000	-	-	-
	Total	67,425,646	67,286,214		67,982,768	67,659,623		128,439,850	70,004,130	69,822,650	181,480		111,134,555	71,172,834	51,571,798	19,601,036
	No. of member states	95	89		92	84		192	83	75	10		192	56	38	19

* Member States paying in local currency

UN Region	Description
Africa	Africa Group
Asia&Pacific	Asia-Pacific Group
E-Europe	Eastern European Group
WEOG	Western European and Others Group
GRULAC	Latin American and Caribbean Group

The Environment Fund

as at 31 August 2020

FAIR SHARE "VISC"



Top- 15 Contributions

Netherlands \$8.82M*
 Germany \$8.28M
 USA \$8.10M*
 France \$7.55M
 Belgium \$4.52M
 Denmark \$4.42M
 Sweden \$4.41M
 United Kingdom \$4.09M
 Switzerland \$4.02M
 Norway \$3.00M
 Italy \$2.77M
 Finland \$2.70M
 Canada \$2.23M
 Japan \$1.73M*
 Russian Federation \$0.90M

Top Increases**

Finland 64%
 USA 34%*
 Myanmar 22%
 Costa Rica 11%
 Philippines 10%*
 Luxembourg 6%*
 Slovakia 5%
 Iceland 3%

Comebacks

Bhutan
 Brunei Darussalam*
 Fiji
 Italy

Contributions Above Fair Share***

Finland
 Luxembourg*

Contributions Equal to Fair Share***

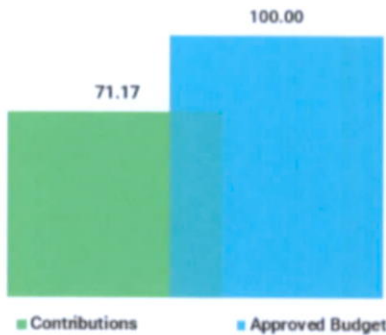
Barbados
 Belgium (EUR 4M)
 Bhutan
 Brunei Darussalam*
 Cyprus
 Denmark (DKK 30M)
 Eritrea
 Fiji
 France
 Georgia
 Germany
 Iceland
 Latvia
 Liechtenstein
 Mauritius
 Monaco
 Montenegro*
 Myanmar
 Netherlands (EUR 8M)*
 Norway
 Saint Lucia
 Serbia*
 Slovenia*
 Switzerland
 United Kingdom (GBP 3.3M)

*Amounts based on pledges and are subject to exchange rate fluctuation at time of payment
 **Based on percentage increase from previous year's contribution
 ***Fair Share - Environment Fund Voluntary Indicative Scale of Contributions (VISC)

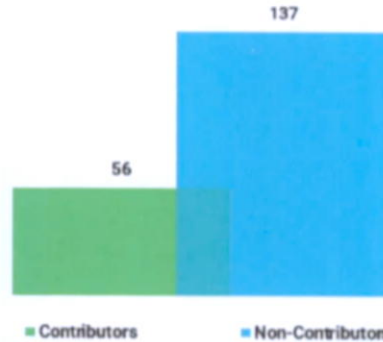
Other Contributions

Australia Austria Bangladesh* Belarus Bulgaria Chile* Estonia* India*
 Ireland Kazakhstan Kuwait Mexico Mongolia* Morocco* Peru Republic of Korea*
 Singapore South Africa Sri Lanka* Thailand*

Contributions vs Approved Budget

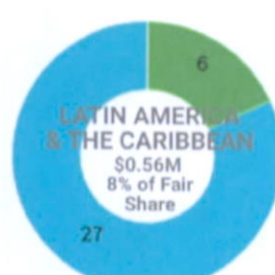
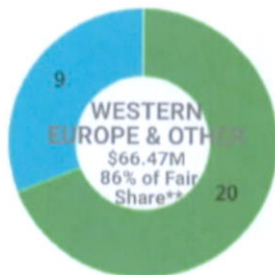
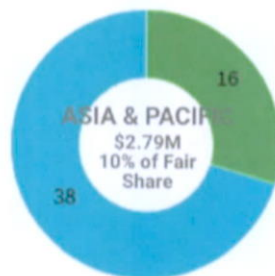
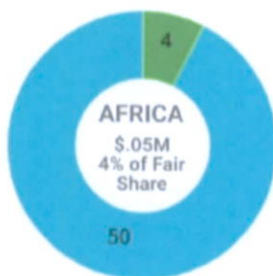


Contributors vs Other Member States



Regional Statistics

Member States: Contributors vs Non-Contributors USD amounts: Percentage of Contributions as per Fair Share*



*Fair Share - Environment Fund Voluntary Indicative Scale of Contributions (VISC)

**USA does not participate in VISC and is not a member of any regional group. However, since USA attends WEOG meetings as an observer, their contributions are reported as part of the WEOG summary.

www.unep.org/about-un-environment/funding-and-partnerships
 Should you have any questions, please contact the Corporate Services Division at Kati.Autere@un.org with a copy to Lucy.Wahome@un.org.